


Origami box diagram

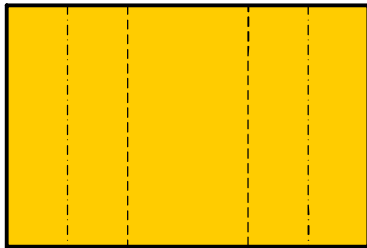
By Karl Kangur - © 2007

www.origaminut.com

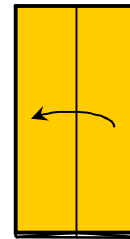


This is a simple yet useful origami: make a box out of any paper format to store stuff. I used A4 paper format for this model.

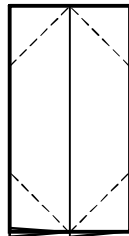
If you are having trouble making this origami you can see the video of how it's made on my site.



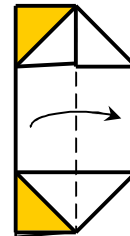
1. Fold these lines



2. Open one layer on the right side



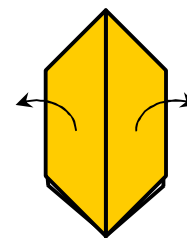
3. Fold the corners



4. Fold the layer back



5. Repeat the steps 2 to 4 on the left side



6. Open both sides